



N-8000SCHEd Software Installation

Date of revision: 15-Jan-2024

1. Please extract the Zip file.
2. Run the setup program as an "Admin"

Name	Date modified	Type	Size
▼ Last month			
 Setup	2023-12-28 9:25 AM	Application	550 KB
 TOA	2023-12-28 9:25 AM	Windows Installer ...	6,971 KB

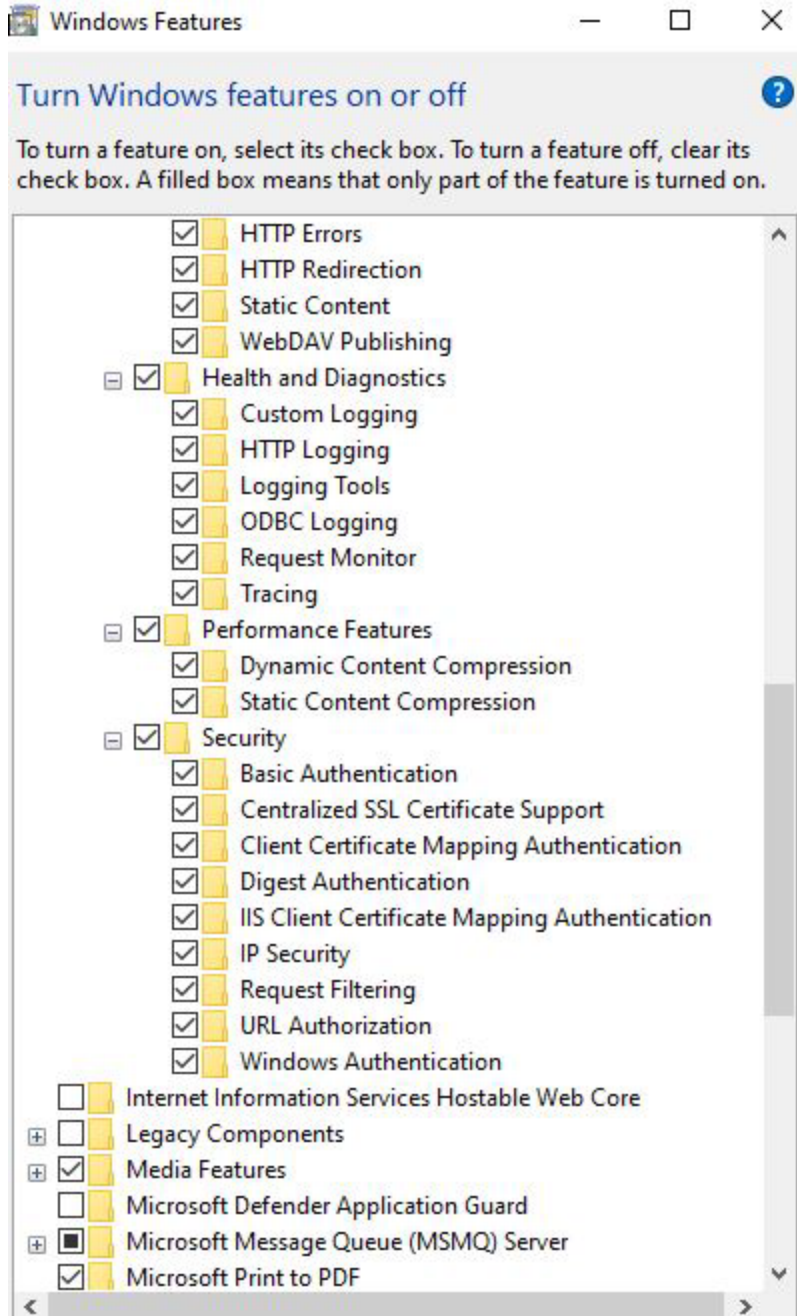
3. Then go to Window Features. Check the boxes according to the below screen shoot:

Windows Features

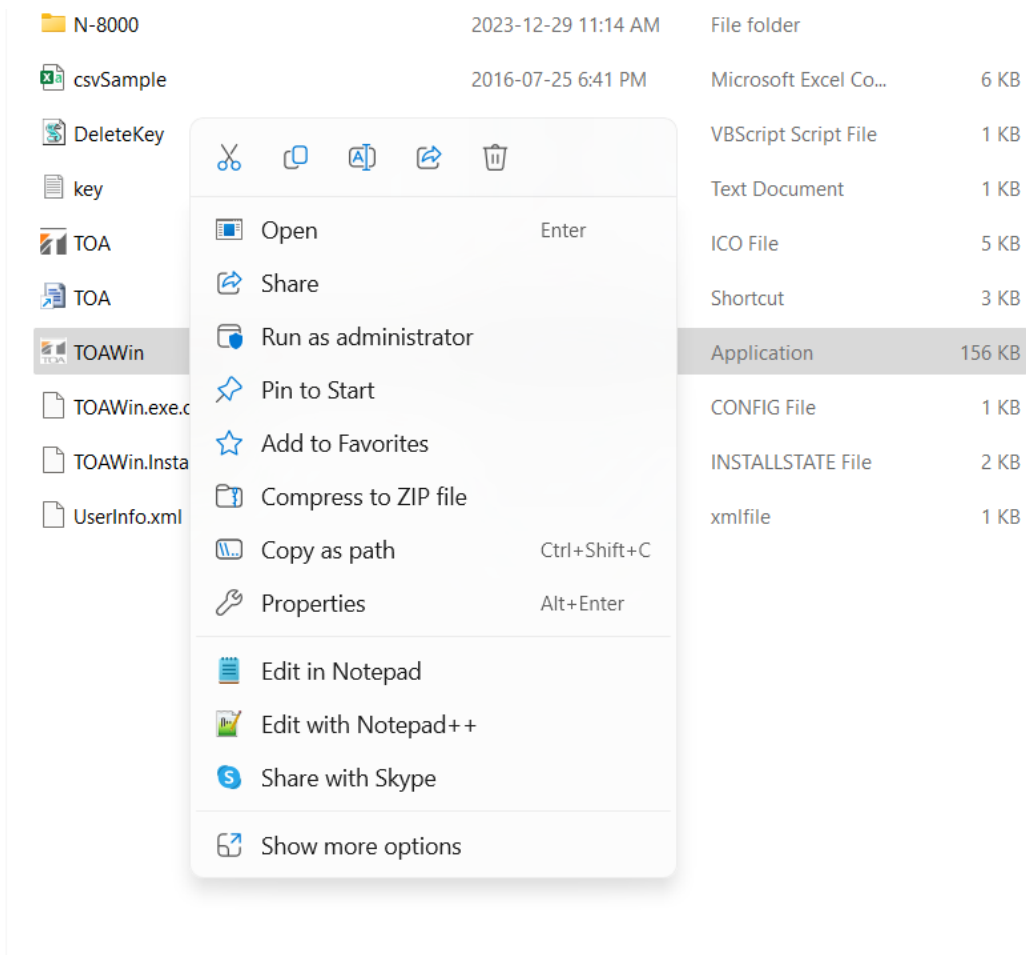
Turn Windows features on or off

To turn a feature on, select its check box. To turn a feature off, clear its check box. A filled box means that only part of the feature is turned on.

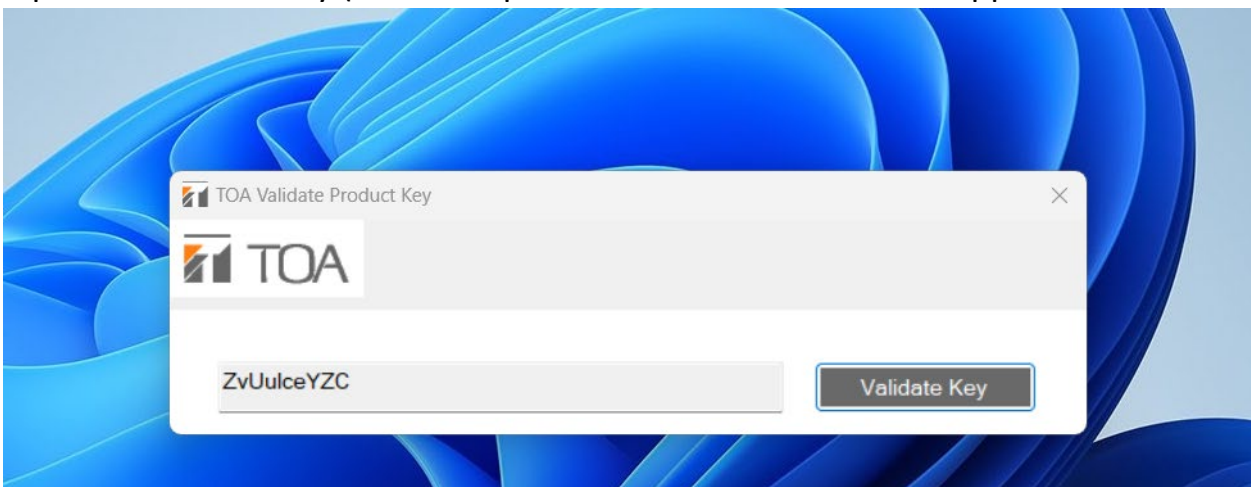
- Internet Information Services
 - FTP Server
 - FTP Extensibility
 - FTP Service
 - Web Management Tools
 - IIS 6 Management Compatibility
 - IIS 6 Management Console
 - IIS 6 Scripting Tools
 - IIS 6 WMI Compatibility
 - IIS Metabase and IIS 6 configuration compatibility
 - IIS Management Console
 - IIS Management Scripts and Tools
 - IIS Management Service
 - World Wide Web Services
 - Application Development Features
 - .NET Extensibility 3.5
 - .NET Extensibility 4.8
 - Application Initialization
 - ASP
 - ASP.NET 3.5
 - ASP.NET 4.8
 - CGI
 - ISAPI Extensions
 - ISAPI Filters
 - Server-Side Includes
 - WebSocket Protocol
 - Common HTTP Features
 - Default Document
 - Directory Browsing
 - HTTP Errors



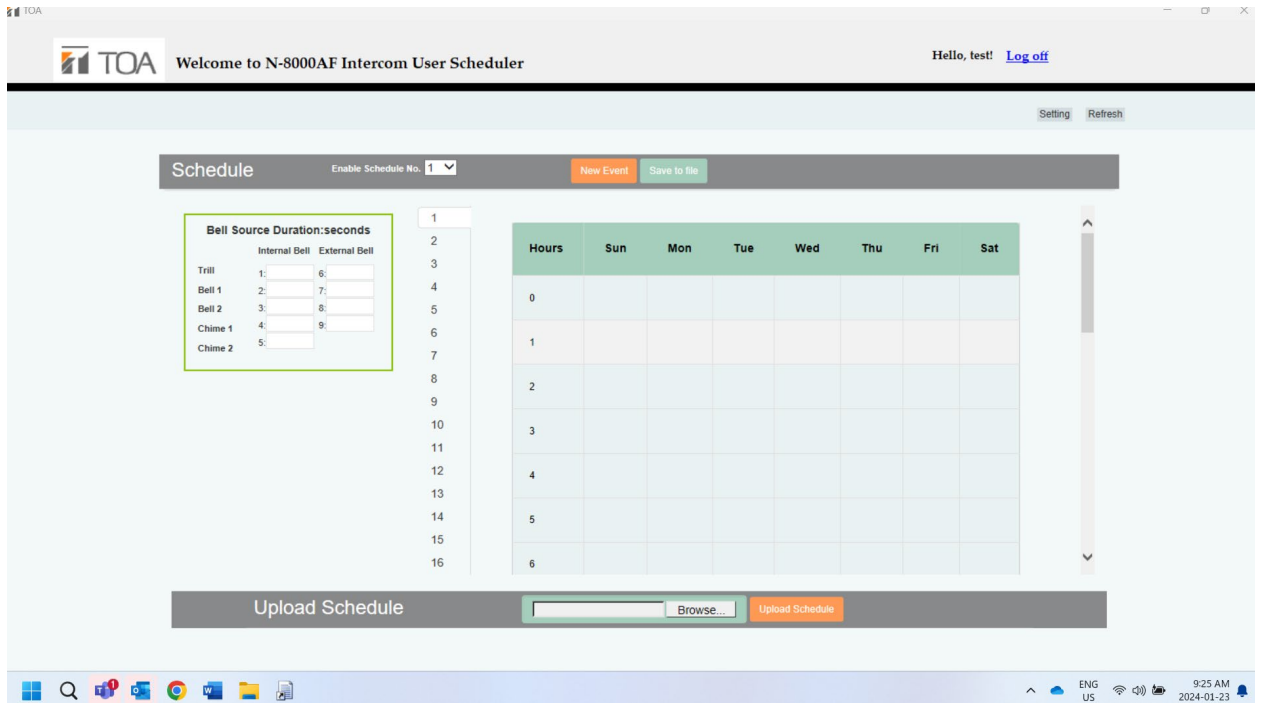
4. Then run the software at the root directory as the "Admin"



5. Input the Validate key (Please acquire from the TOA technical support:



6. You are successfully installed the software:



7. Please also visit the below link for further instructions:

https://www.toacanada.com/shop/index.php?dispatch=products.view&product_id=757

TOA Canada Corporation

Email : technicalsupport@toacanada.com

- END -